

Activity Sheet 5



How will you choose the best material for the pipeline?

You need:

Washing-up bottle



Drinks can



Food can



p

q

s

Decide what else you need for your test. List or draw these things here:



Write or draw what your test will be like.

Think about what you will keep the same to make the test **fair**.

Activity Sheet 6: Pipe pieces



Pipe 1	Pipe 2	Pipe 3
Pipe 1	Pipe 2	Pipe 3

Why?

Prediction time!

What do you think will happen to each pipe?

Rusting of pipes				
Pipe material	Day ____	Day ____	Day ____	Day ____


How close was your prediction to your results?

Activity Sheet 7: Grids for area measurement




Grids for area measurement

Rust grid




Each square has an area of one square centimetre.

Rust grid




Each square has an area of one square centimetre.

Rust grid



Each square has an area of one square centimetre.

Rust grid



Each square has an area of one square centimetre.