



On Monday the sisters tell the teacher about the tidying they did at home.




Mr Wilson asks them to sort some rice and sand out. What will they do.



Stick rice and sand on your paper.


A small pile of yellow rice and sand is shown on a white surface. The rice grains are visible on top of the sand.

rice




sand


How will a sieve help you?

A red sieve is shown, tilted slightly to the right.

Pour the sand and rice into the sieve.

A sieve is shown being poured into with yellow sand and rice. The sieve is placed over a bowl, and the contents are being poured from a blue funnel.

Write and draw what happened.

A green pencil is shown lying on a yellow piece of paper.

Can you sieve anything else?

A red sieve and a metal colander are shown side-by-side.

Activity Sheet 10: Sorting rice and sand



Stick



rice

sand



Write and draw what you did.

