


Activity Sheet S5: In the melting pot



Get these things ready:




Predict what will happen when the bags are put in the water.

The salt will _____

The wax will _____

Try it.


Were you right? Explain why.



What does melting mean?



Activity Sheet S6: In the dissolving pot



Get these things ready:

teaspoon of salt



teaspoon of grated wax



bowl of cold water



Predict what will happen when the wax or salt is tipped in the water.

The salt will

The wax will

Try it


Salt	Wax
Were you right? _____ Explain what happened.	Were you right? _____ Explain what happened.

How can we get the wax back?

How can we get the salt back?

Explain the differences between what happened using hot and cold water:

Activity Sheet S7: Dissolve that salt!



There's still some salt on the road because the water is so cold. If the sun warms up the water, more salt will

Chris has tried to explain an idea. Chris has made a hypothesis.

Plan a test to find out if Chris is right or not.

Think about

The things you need.
What you will change.
What you will keep the same.
What you will measure.

Plan your test here, then try it!

What do your results tell you about Chris's hypothesis? _____

