

Scientific Conference Presentations

Hilary M Jones

If you are collecting Green Card/Training points, please
sign in.

For you if:

- You have been to a conference, but not yet given a presentation at one
- You have already given a presentation at a conference and would like some more tips for next time

In this session

- What makes a good conference presentation?
- What to include
- Structure
- Conference presentations vs other types
- Visual aids

In this session

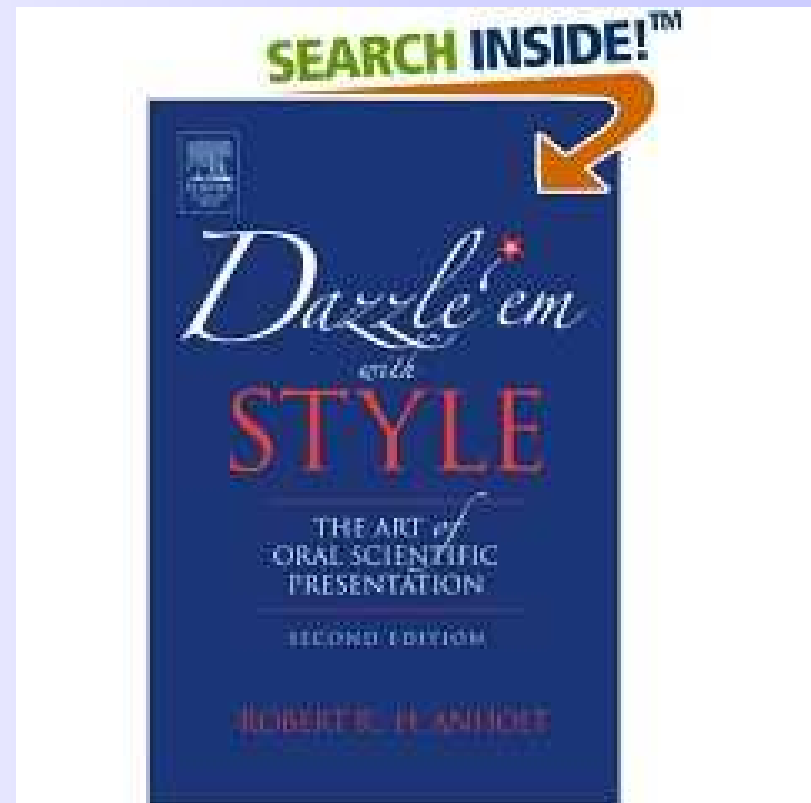

- Presenting yourself
- Tips for non-native speakers
- What could go wrong?
- Dealing with nerves
- Making your presentation accessible

Overlap


- Body language
- Nerves
- General presentation skills tips

May overlap with other presentation skills sessions

Useful references



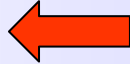
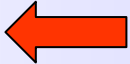
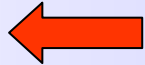
The worst conference presentation you ever saw



In groups of ~ 3, introduce yourselves and then talk about the worst conference presentation you witnessed.

What made it so bad?

Simple presentation structure

1. Tell them what you're going to tell them
 title, introduction and reason
2. Tell them
 your main story
3. Tell them what you've told them
 reiterate your hypothesis and the take-home message from your story

Structure in more detail...

What to include in a conference presentation – ‘the rules’

- **Title**
- Informative
- Don't baffle the audience with a complex title

More info in handout.

Introduction

- Hypothesis and objectives
- Rationale and justification for study
- Introduction has logical pattern and relates to other literature and scientific principles

Sidetrack: A word about patents

- If you describe your 'invention' to the public before you have registered the patent, it is considered public information, and therefore will not be patented.

Back to the story: Materials and Methods

- Show that your methods are supported by the literature and scientific principles
- Logical, step-by-step process for carrying out the experiment and collecting data
- Explain why you chose your experimental design and statistical analyses


Results and Discussion

- Summarise at the beginning and at the end
- Relate results to objectives **Important!**
- Limit the number of data points and present them clearly
- Discuss points relating to:
 - other research
 - practical or scientific applications

Conclusions

- Reiterate the main points you want the audience to remember
- Show a list of conclusions and relate them back to your objectives
- Examples of use/application of your findings

Conference presentations vs lab meeting presentations



In small groups:

1. How will the presentation differ from a lab meeting presentation?
2. How will you, the speaker be different?


General Points

- Formal presentation
- Avoid an over-familiar style
- Avoid colloquialisms
- Definitely don't swear!

Visual Aids

- Professional
 - Easy to read
 - Not distracting
- resist the temptation to include excessive moving images/noises etc

More info in handout.



How could these slides be improved?

PLASMA the fourth state of matter


- As a gas gets increasingly hot, the bonds holding the gas molecule together eventually break
- The resulting substance contains charged particles – ions and electrons – but is overall neutral.

- This is a **PLASMA**.

- Because the particles are **charged** they respond to **ELECTRIC FIELDS**; because they are **charged** and **moving** they respond to **MAGNETIC FIELDS**

- $F = ma = q(E + v \times B)$


- It is in a plasma that fusion occurs – heat up deuterium/tritium gas sufficiently that the deuterons & tritons are moving so fast that they overcome their electrical repulsion.



Plasma: the fourth state of matter

- As a gas gets increasingly hot, the bonds holding the gas molecule together eventually break
- The resulting substance contains charged particles – ions and electrons – but is overall neutral.
- This is a **plasma**.
- Because the particles are charged, they respond to electric fields; because they are charged and moving they respond to magnetic fields.

$$\mathbf{F} = m\mathbf{a} = q(\mathbf{E} + \mathbf{v} \times \mathbf{B})$$




- It is in a plasma that fusion occurs – heat up deuterium/tritium gas sufficiently that the deuterons & tritons are moving so fast that they overcome their electrical repulsion.

Plasma: the fourth state of matter

- As a gas gets increasingly hot, the bonds holding the gas molecule together eventually break
- The resulting substance contains charged particles – ions and electrons – but is overall neutral.
- This is a **plasma**.
- Because the particles are charged, they respond to electric fields; because they are charged and moving they respond to magnetic fields.

$$F = ma = q (E + v \times B)$$



- It is in a plasma that fusion occurs – heat up deuterium/tritium gas sufficiently that the deuterons & tritons are moving so fast that they overcome their electrical repulsion.

Presenting Yourself - Preparation

- Who are your audience and what do they know?
- What equipment will you have?
- Where is the talk?
- How many people?
- How long do you have?

Presenting Yourself - Preparation

Keeping track of the talk:

- Notes on paper?
- Cards?
- Rely on PowerPoint screen?
- Memory?
- Script?

Practise

- 3 times by yourself
- 2 times in front of friends/colleagues
- 1 more time than you think you need to

Timing

- Allow 1 minute per slide
- Time your rehearsals

REMEMBER: no-one is so important that they should overrun

Non-native speakers of English

- Rehearse often, with a native speaker listening
- Record your presentation and listen for areas for improvement
- Structure your slides so that they can be understood even if your words are not (more images/diagrams)

Presenting Yourself - Body Language


- Face the audience
- Eye contact
- Look out for annoying mannerisms
- Dress appropriately
- Stand up straight
- Lift the head
- Project your voice

During the speech

- Volume
- Speed
- Articulation
- Eye contact
- Ends of sentences audible
- Monotony!

Using emphasis

- Change the volume of the voice
- Repeat words or phrases
- Pause



What could go wrong?

What do you worry might go wrong when you give a conference presentation?

Write the scenarios down and we will discuss ways to mitigate/deal with

Nerves

Two types:

- Intangible nervousness – accept the nerves and deal with the symptoms
- Tangible nerves – work hard to reduce the causes - preparation

examples

Nerves

- Dry mouth – water
- Shaky hands – avoid laser pointer/papers
- Shallow breathing – take deep breaths
- Tense muscles – tighten and release
- With practise, nerves make a **better** performance

A word about colours

- Non-differentiation between red and green is relatively common (1 in 25 people)
- Double-check that non of your information is conveyed by colour **only**

A word about colours



All cone cells working



protanope
(red cone cells defective)

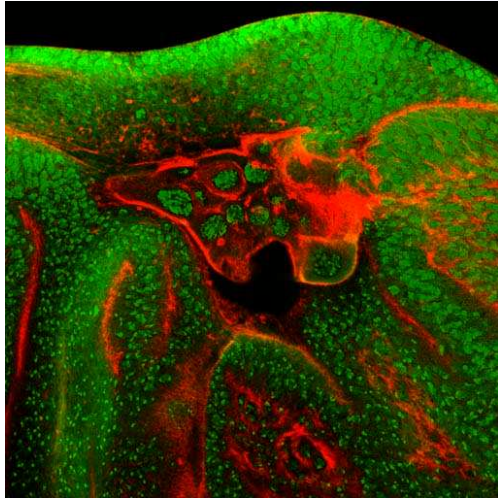


deuteranope
(green cone cells defective)

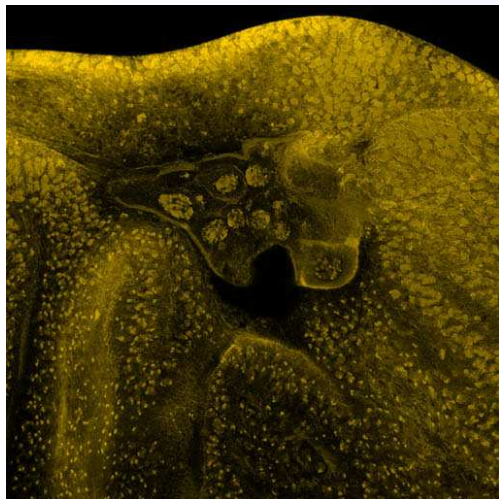


tritanope
(blue cone cells defective)

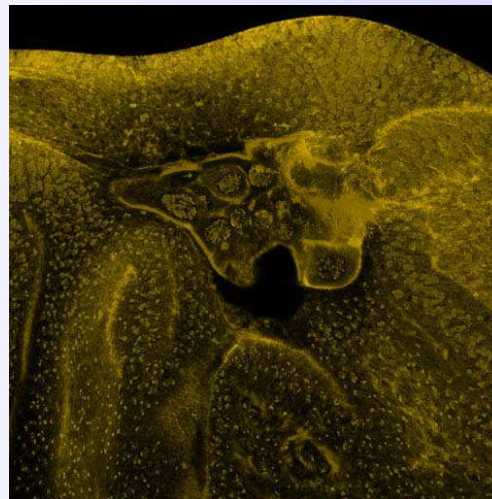
A word about colours



A typical confocal image



protanope (red)



deuteranope (green)



tritanope (blue)

In this session

- What makes a good conference presentation?
- What to include
- Structure
- Conference presentations vs other types
- Visual aids

In this session

- Presenting yourself
- Tips for non-native speakers
- What could go wrong?
- Dealing with nerves
- Making your presentation accessible

Summary


- Make sure that your words and your slides are understood and enjoyed by **everyone**

(someone in the room could be your next employer!)

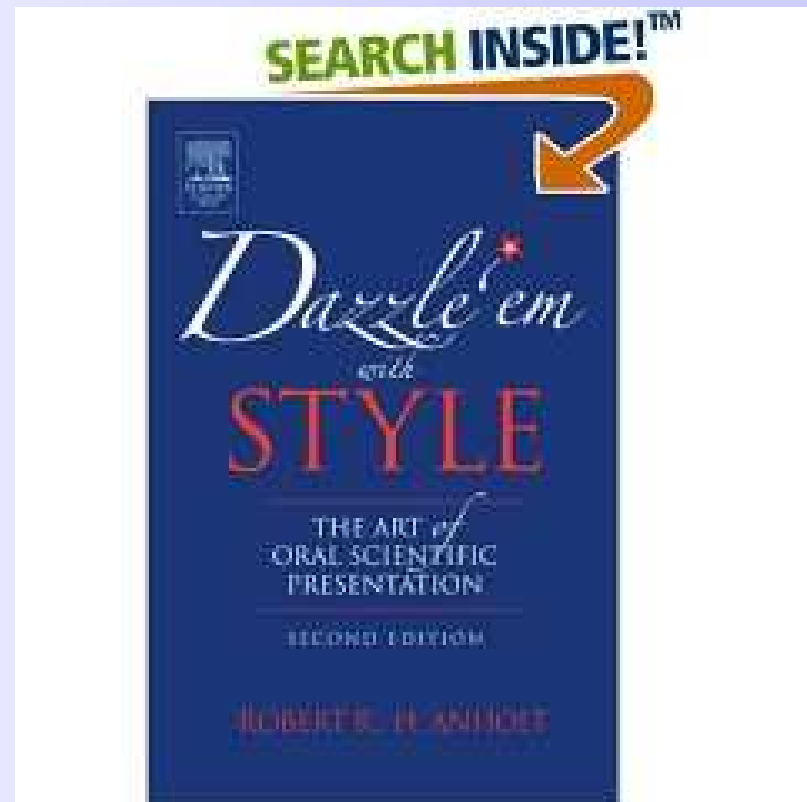
Handout contains

- Print-outs of slides
- How to structure a presentation
- Visual aids
- Thinking on your feet
- Checklist for your conference presentation

Useful references



Scientific Conference
Presentations – Martha
Davis



Dazzle 'em with Style.
The Art of Oral Scientific
Presentation – Robert H
Anholt

Contact me

Hilary M Jones

hmj500@york.ac.uk

Tel: 8740

You can find this presentation on the PhD
website:

<http://www.york.ac.uk/depts/biol/skillsdev/PhDpages/documentbank.htm>