











CAMPUS EAST - CONTRACTOR ACCESS ROUTES

-  GENERAL HESLINGTON EAST CAMPUS ACCESS - (VIA PARK AND RIDE)
-  ON CAMPUS ROUTES ACCESSIBLE FOR APPROVED CONTRACTOR VISITS
-  ACCESS TO TIME RESTRICTED PARKING
-  RESTRICTED TO BUSES ONLY

-  BLANKET SPEED RESTRICTION 15mph
-  CAR PARKING
-  SERVICE BAYS
-  PRINCIPAL ENTRANCE