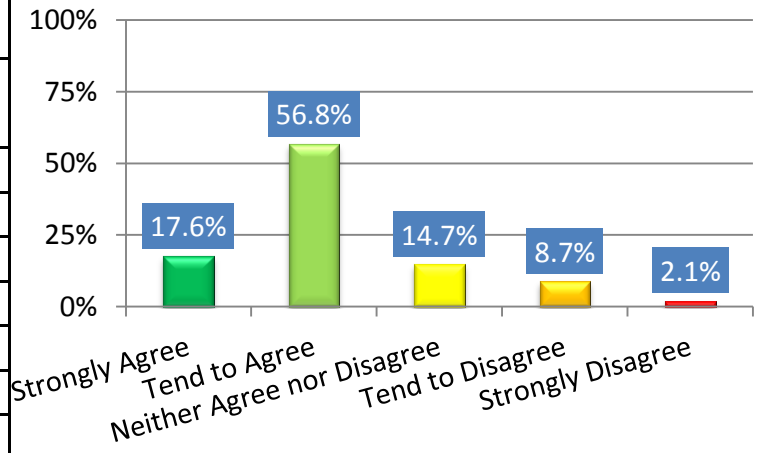


University of York/City of York Council Crime Survey Results 2012

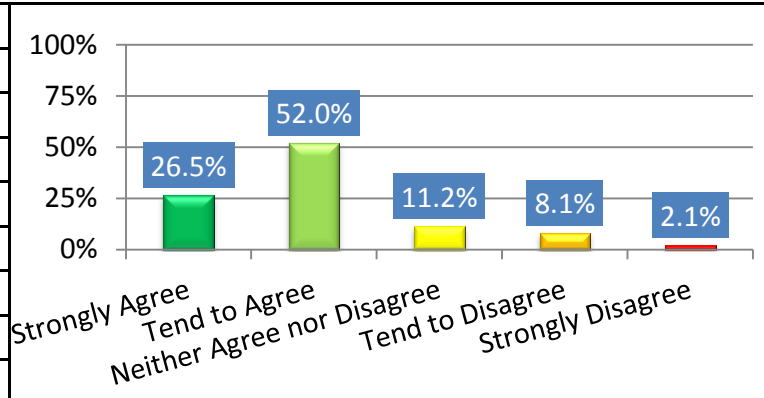
Survey:	<p>Academics at the York Management School at the University of York, led by Professor Kiran Fernandes, devised and delivered the survey alongside City of York Council with the support of North Yorkshire Police and Safer York Partnership.</p> <p>The survey gave residents the opportunity to express their views on York and their local areas in terms of crime, anti-social behaviour and policing. These results have come from a combination of the Big York Survey carried out by City of York Council, and the Crime Survey carried out by the University of York.</p>
Overview:	<p>The survey gathered the views of over 2400 residents and former residents of York over a 2 month period from April to June this year, and revealed that three-quarters of respondents felt that York is a safe place overall and over 90% of respondents saying that they were satisfied with their local area as a place to live in.</p> <p>Approximately 70% of respondents had confidence in the police in York and over 80% felt that they could rely on them to treat them with respect. Most also had very positive views about the levels of crime and anti-social behaviour in their areas with the issue of rubbish or litter lying around generally being the biggest cause for concern.</p> <p>Asked what would increase confidence in the police in York, most responses focused on a greater desire for increased police presence and visibility, though a substantial proportion also suggested greater communication and community engagement by the force would also be helpful.</p> <p>If you have any questions regarding the survey then please feel free to contact the research team directly by emailing mgp502@york.ac.uk or kiran.fernandes@york.ac.uk.</p>

Crime Survey Questions 2012

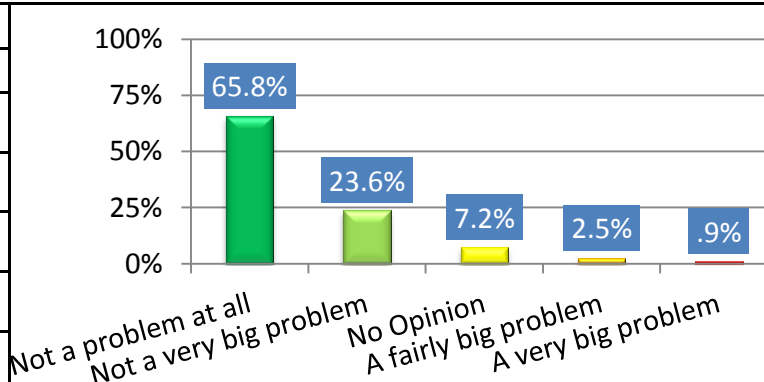
		Count	%
York as a whole is a safe place to live in, relatively free from crime and violence	Strongly Agree	436	17.6%
	Tend to Agree	1403	56.8%
	Neither Agree nor Disagree	363	14.7%
	Tend to Disagree	215	8.7%
	Strongly Disagree	53	2.1%
	AGREE	1839	74.4%
	DISAGREE	268	10.8%
Total		2470	100.0%



		Count	%
My local area is a safe place to live in, relatively free from crime and violence	Strongly Agree	659	26.5%
	Tend to Agree	1293	52.0%
	Neither Agree nor Disagree	279	11.2%
	Tend to Disagree	202	8.1%
	Strongly Disagree	53	2.1%
	AGREE	1952	78.5%
	DISAGREE	255	10.2%
Total		2486	100.0%

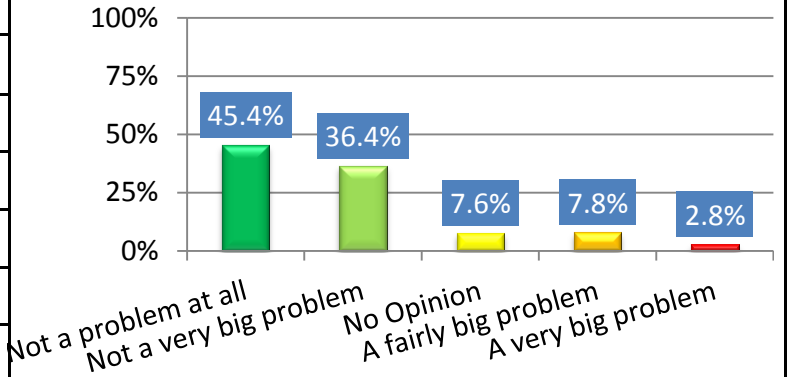


		Count	%
Hate crime (Crimes against people because of their religion, sexual orientation etc.)	Not a problem at all	1615	65.8%
	Not a very big problem	580	23.6%
	No Opinion	176	7.2%
	A fairly big problem	62	2.5%
	A very big problem	22	.9%
Total		2455	100.0%

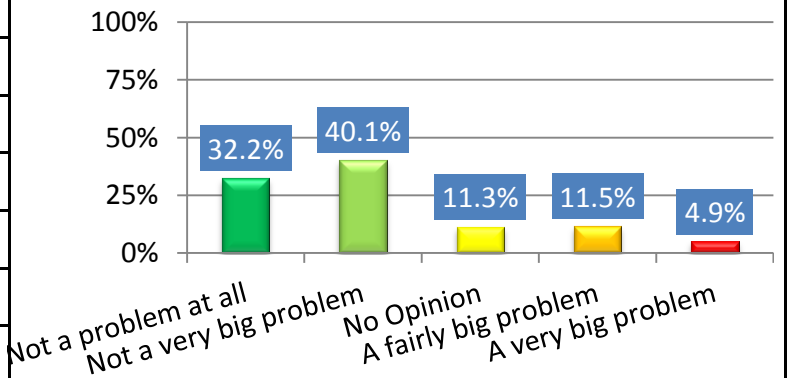


Crime Survey Results 2012

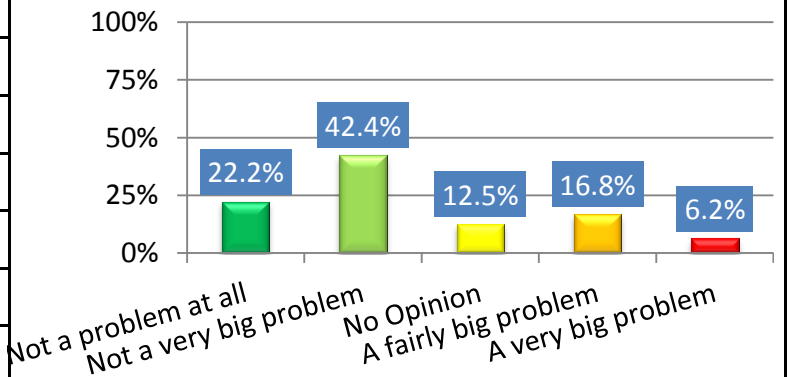
		Count	%
Noisy Neighbours or loud parties	Not a problem at all	1116	45.4%
	Not a very big problem	896	36.4%
	No Opinion	187	7.6%
	A fairly big problem	191	7.8%
	A very big problem	69	2.8%
Total		2459	100.0%



		Count	%
People hanging around on the streets	Not a problem at all	792	32.2%
	Not a very big problem	985	40.1%
	No Opinion	278	11.3%
	A fairly big problem	283	11.5%
	A very big problem	122	4.9%
Total		2460	100.0%

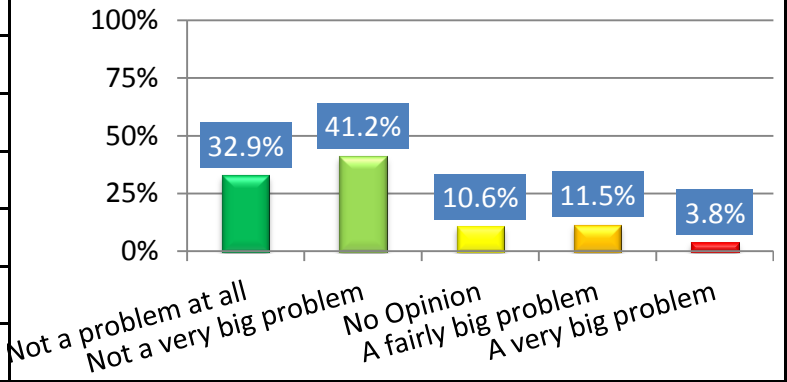


		Count	%
Rubbish or litter lying around	Not a problem at all	548	22.2%
	Not a very big problem	1047	42.4%
	No Opinion	308	12.5%
	A fairly big problem	414	16.8%
	A very big problem	153	6.2%
Total		2471	100.0%

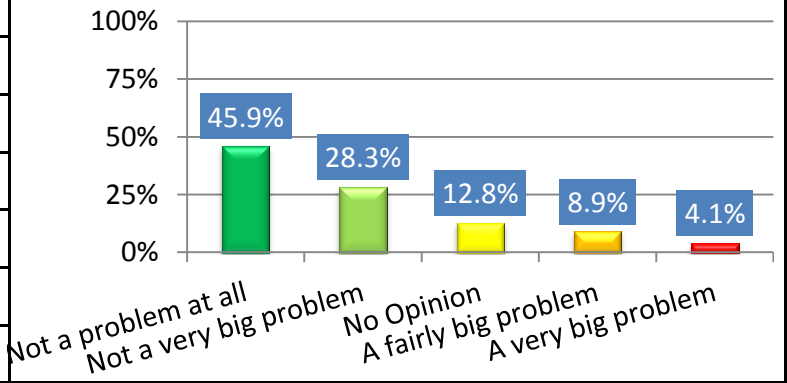


Crime Survey Results 2012

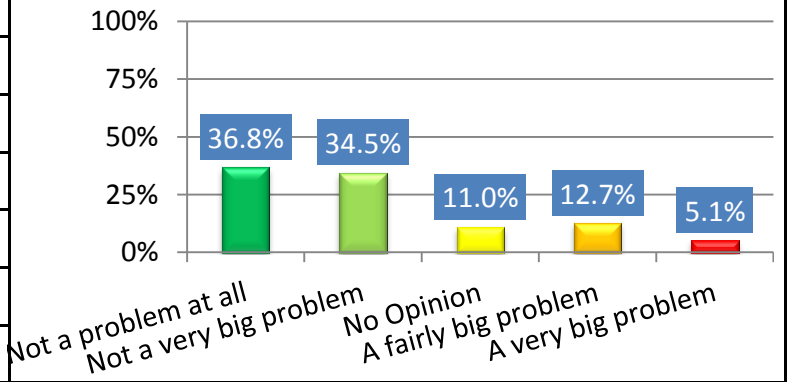
		Count	%
Vandalism, Graffiti and other deliberate damage to property or vehicles	Not a problem at all	811	32.9%
	Not a very big problem	1013	41.2%
	No Opinion	260	10.6%
	A fairly big problem	283	11.5%
	A very big problem	94	3.8%
Total		2461	100.0%



		Count	%
People using or dealing drugs	Not a problem at all	1128	45.9%
	Not a very big problem	696	28.3%
	No Opinion	314	12.8%
	A fairly big problem	218	8.9%
	A very big problem	102	4.1%
Total		2457	100.0%

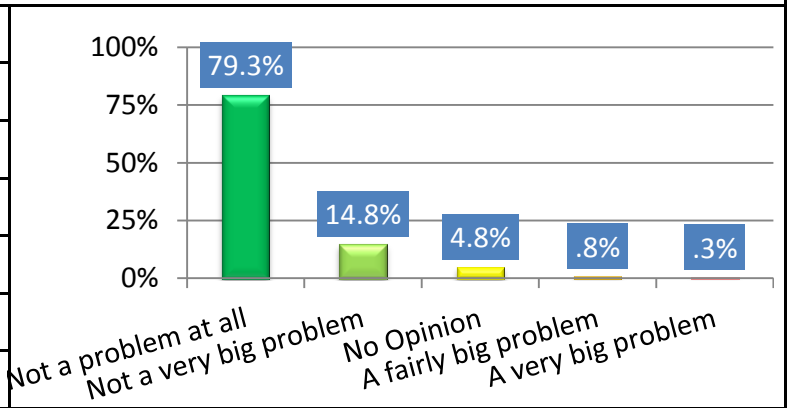


		Count	%
People being drunk or rowdy in public places	Not a problem at all	906	36.8%
	Not a very big problem	849	34.5%
	No Opinion	271	11.0%
	A fairly big problem	312	12.7%
	A very big problem	125	5.1%
Total		2464	100.0%

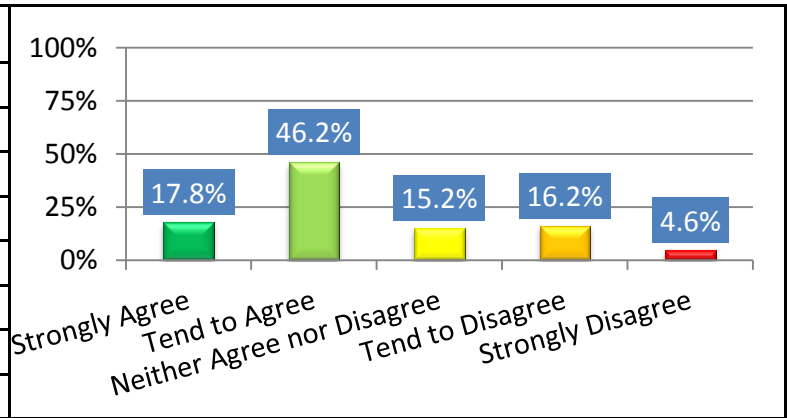


Crime Survey Results 2012

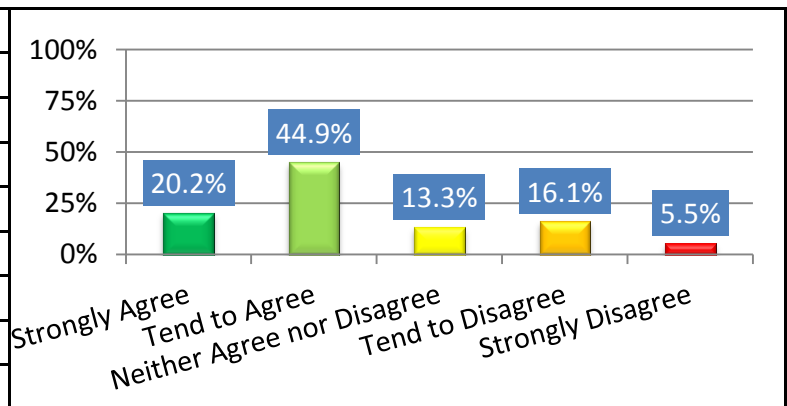
		Count	%
Abandoned or burnt out cars	Not a problem at all	1933	79.3%
	Not a very big problem	361	14.8%
	No Opinion	118	4.8%
	A fairly big problem	19	.8%
	A very big problem	7	.3%
Total		2439	100.0%



		Count	%
I don't think my local area has a problem with crime/ Anti-Social Behaviour	Strongly Agree	436	17.8%
	Tend to Agree	1132	46.2%
	Neither Agree nor Disagree	371	15.2%
	Tend to Disagree	398	16.2%
	Strongly Disagree	113	4.6%
	AGREE	1568	64.0%
DISAGREE	511	20.8%	
Total		2451	100.0%

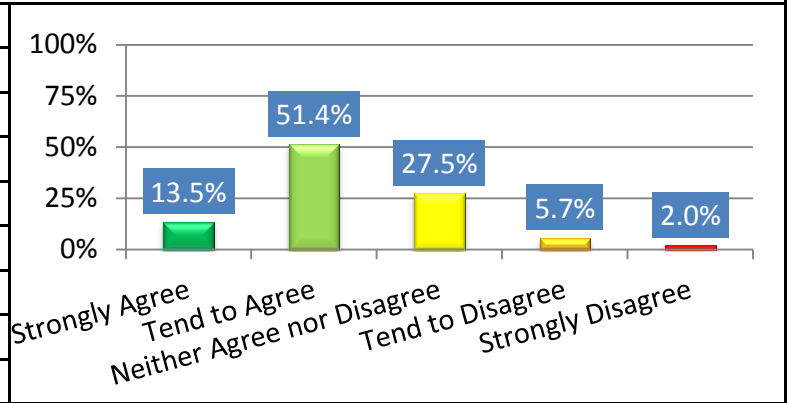


		Count	%
In general I am not worried about crime/ Anti-Social Behaviour in my local area	Strongly Agree	492	20.2%
	Tend to Agree	1091	44.9%
	Neither Agree nor Disagree	324	13.3%
	Tend to Disagree	393	16.1%
	Strongly Disagree	133	5.5%
	AGREE	1583	65.1%
DISAGREE	526	21.6%	
Total		2431	100.0%

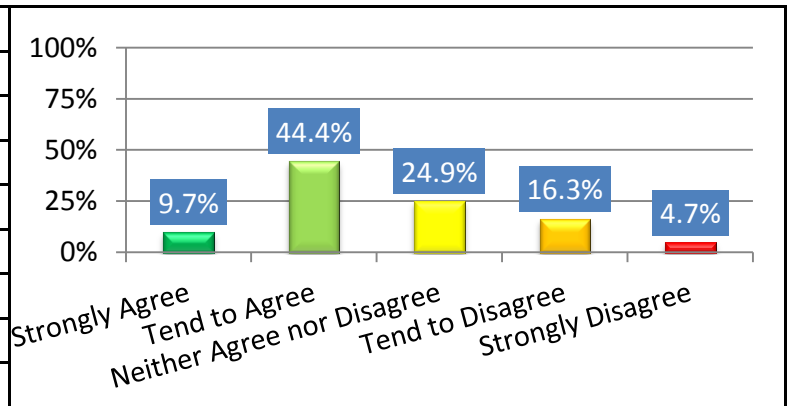


Crime Survey Results 2012

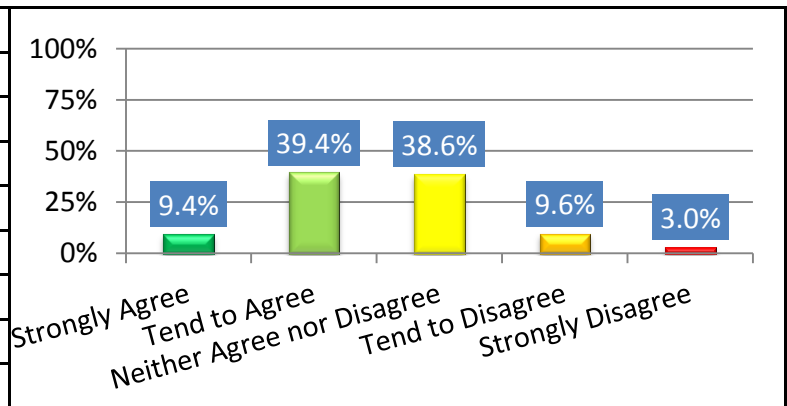
		Count	%
The police in York are reliable, efficient and fair	Strongly Agree	305	13.5%
	Tend to Agree	1165	51.4%
	Neither Agree nor Disagree	623	27.5%
	Tend to Disagree	128	5.7%
	Strongly Disagree	45	2.0%
	AGREE	1470	64.9%
	DISAGREE	173	7.7%
Total		2267	100.0%



		Count	%
The police in York are in touch with my community	Strongly Agree	100	9.7%
	Tend to Agree	460	44.4%
	Neither Agree nor Disagree	258	24.9%
	Tend to Disagree	169	16.3%
	Strongly Disagree	49	4.7%
	AGREE	560	54.1%
	DISAGREE	218	21.0%
Total		1035	100.0%

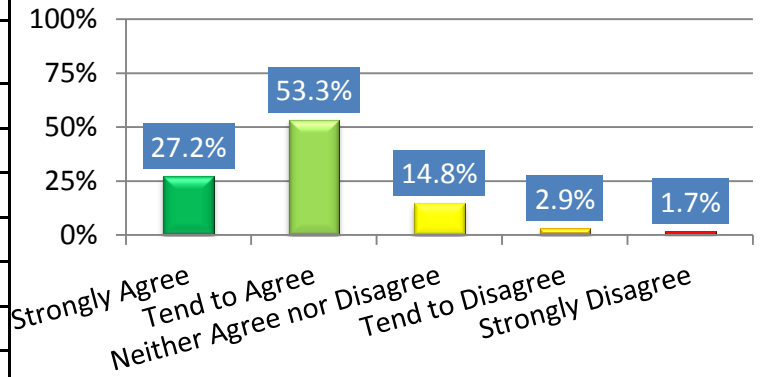


		Count	%
They are dealing with the issues that matter to people in my community	Strongly Agree	202	9.4%
	Tend to Agree	847	39.4%
	Neither Agree nor Disagree	830	38.6%
	Tend to Disagree	207	9.6%
	Strongly Disagree	65	3.0%
	AGREE	1049	48.8%
	DISAGREE	272	12.6%
Total		2151	100.0%

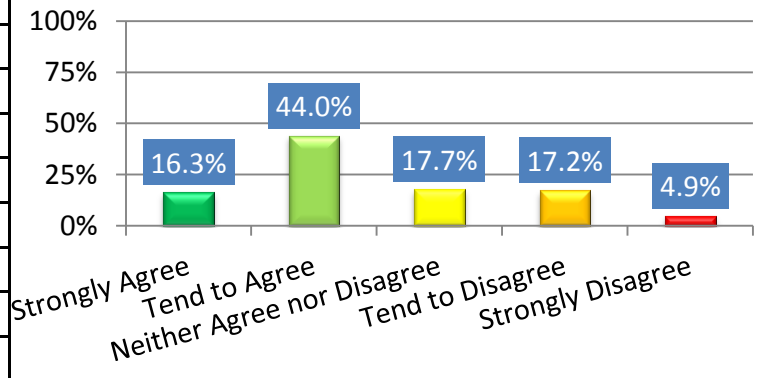


Crime Survey Results 2012

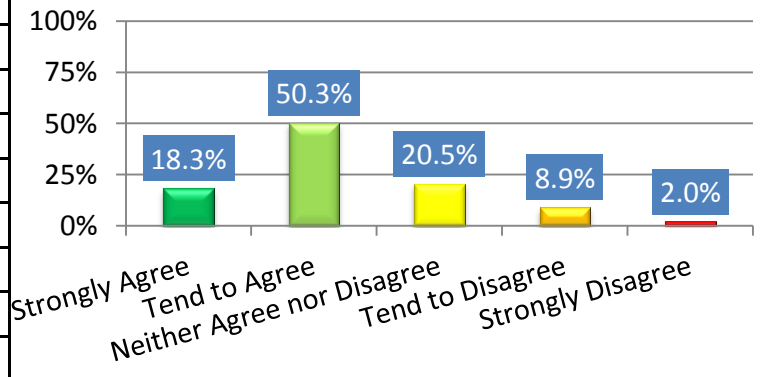
		Count	%
I can rely on them to treat me with respect if I had contact with them for any reason	Strongly Agree	625	27.2%
	Tend to Agree	1225	53.3%
	Neither Agree nor Disagree	341	14.8%
	Tend to Disagree	67	2.9%
	Strongly Disagree	39	1.7%
	AGREE	1850	80.5%
	DISAGREE	106	4.6%
Total		2297	100.0%



		Count	%
The police in York are visible to me	Strongly Agree	396	16.3%
	Tend to Agree	1067	44.0%
	Neither Agree nor Disagree	429	17.7%
	Tend to Disagree	417	17.2%
	Strongly Disagree	119	4.9%
	AGREE	1463	60.3%
	DISAGREE	536	22.1%
Total		2427	100.0%

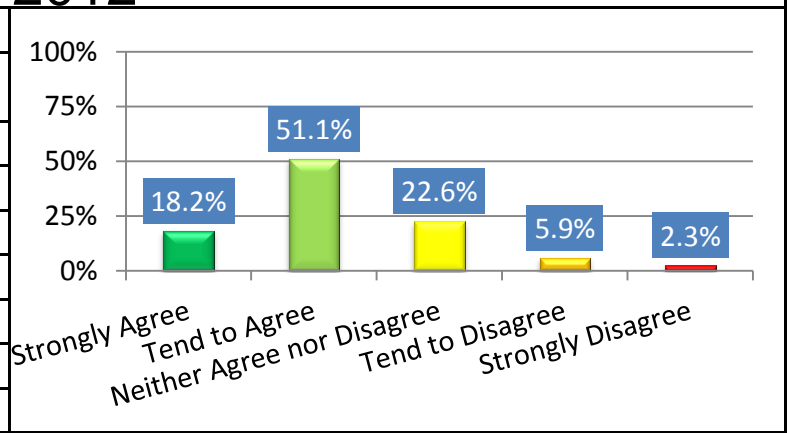


		Count	%
The police in York are accessible to me	Strongly Agree	428	18.3%
	Tend to Agree	1175	50.3%
	Neither Agree nor Disagree	478	20.5%
	Tend to Disagree	208	8.9%
	Strongly Disagree	47	2.0%
	AGREE	1603	68.6%
	DISAGREE	255	10.9%
Total		2336	100.0%



Crime Survey Results 2012

		Count	%
Taking everything into account, I have confidence in the police in York	Strongly Agree	439	18.2%
	Tend to Agree	1233	51.1%
	Neither Agree nor Disagree	544	22.6%
	Tend to Disagree	142	5.9%
	Strongly Disagree	55	2.3%
	AGREE	1672	69.3%
	DISAGREE	197	8.2%
Total		2413	100.0%



		Count	%
Overall, how satisfied or dissatisfied are you with your local area as a place to live?	Very Satisfied	1172	47.0%
	Fairly Satisfied	1092	43.8%
	Neither Satisfied nor Dissatisfied	126	5.0%
	Fairly Dissatisfied	82	3.3%
	Very Dissatisfied	20	.8%
	AGREE	2264	90.8%
	DISAGREE	102	4.1%
Total		2492	100.0%

