

**Welcome to ebrary®!** Your library subscribes to Academic Complete, a growing collection of more than 23,000 full-text books and other authoritative content from leading publishers. Academic Complete spans multiple subject areas such as Business & Economics, Computer, Engineering & Applied Sciences, Humanities, Science, Medicine & Allied Health, and Social Sciences. It also includes the ebrary Reader™ and InfoTools™ software, which make the research process quick and efficient.

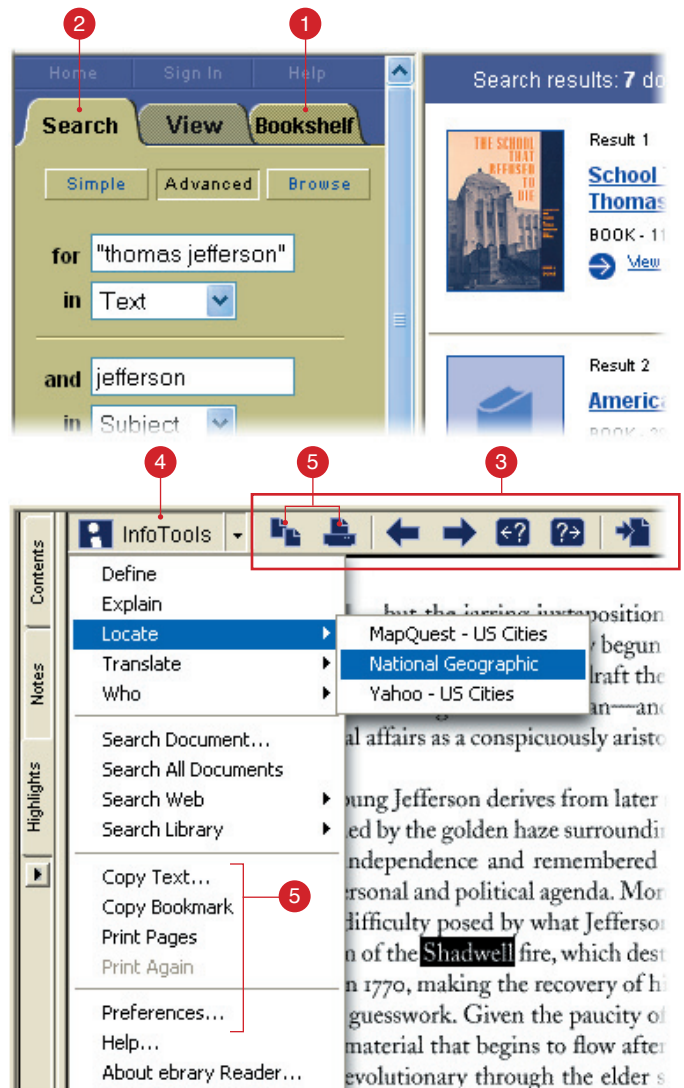
## Getting Started

Before you get started, please make sure the ebrary Reader is installed on your computer. Your library has likely already installed the ebrary Reader on its terminals. To download the ebrary Reader onto your personal computer, or if it is not already installed on your library's terminal, click on the "Get ebrary Reader" link on your ebrary website or go to <http://site.ebrary.com/lib/anysite/Download>. This is a one-time download and takes just seconds to install.

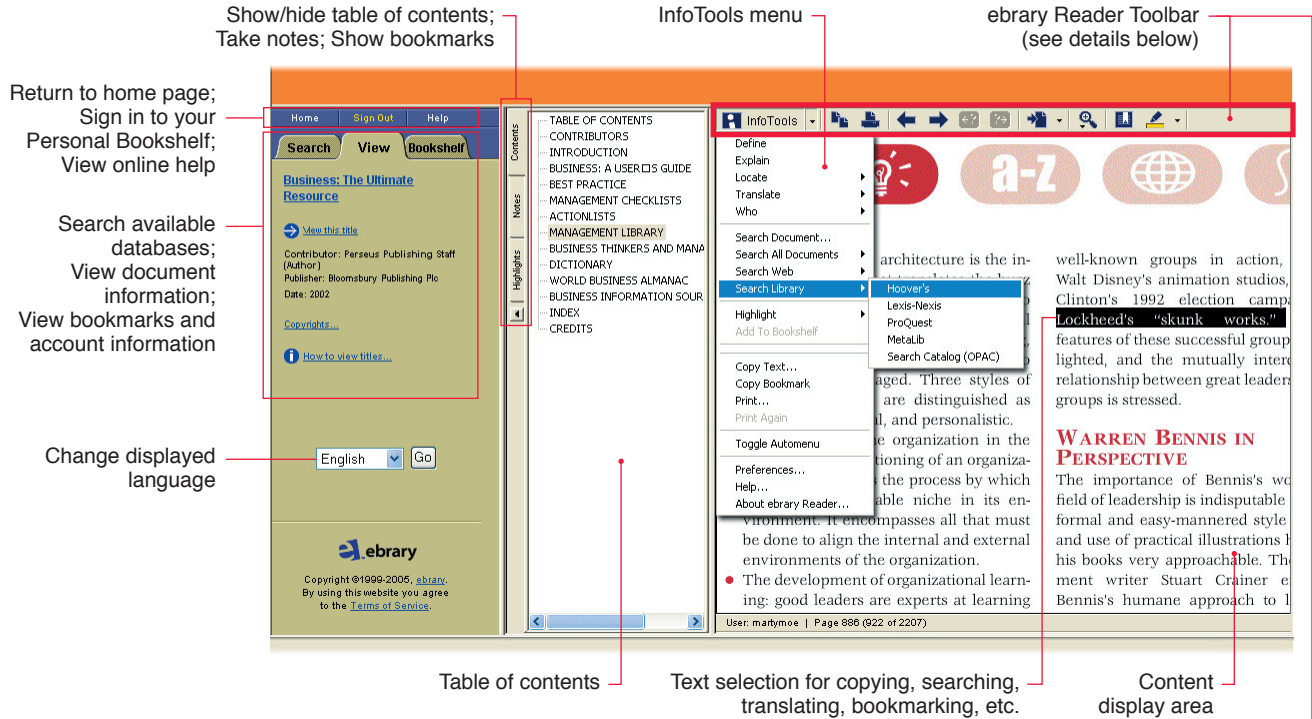
The ebrary Reader delivers documents to your desktop page-by-page and gives ebrary all of its rich functionality.

- 1 **Create your Personal Bookshelf** to automatically save an archive of highlights, notes, and bookmarks as you conduct research.
- 2 **Search** by choosing simple or advanced, by keyword, full-text, publisher, or author. Use Boolean or proximity operators. Click on a book jacket or title to open it. To return to your search results, click on the Search tab.
- 3 **Navigate** to every occurrence of your search term, flip through pages, or go to specific page numbers using the ebrary Reader toolbar. You can also jump to specific chapters using the Contents tab.
- 4 **Use InfoTools** to expand your research. Just select a word or phrase of interest, then use InfoTools to link to additional resources in the library, in ebrary, or on the web. You never lose your place in the book.
- 5 **Copy and Print with Automatic Citations.** Use Preferences on the InfoTools menu to choose a citation style. ebrary citations include a URL to the exact page from which the information was obtained.

For more information about ebrary, including tutorials on how to use the ebrary Reader and InfoTools, visit [www.ebrary.com](http://www.ebrary.com). Download the complete ebrary user guide at [http://www.ebrary.com/corp/pdf/ebrary\\_Patron\\_User\\_Guide.pdf](http://www.ebrary.com/corp/pdf/ebrary_Patron_User_Guide.pdf).

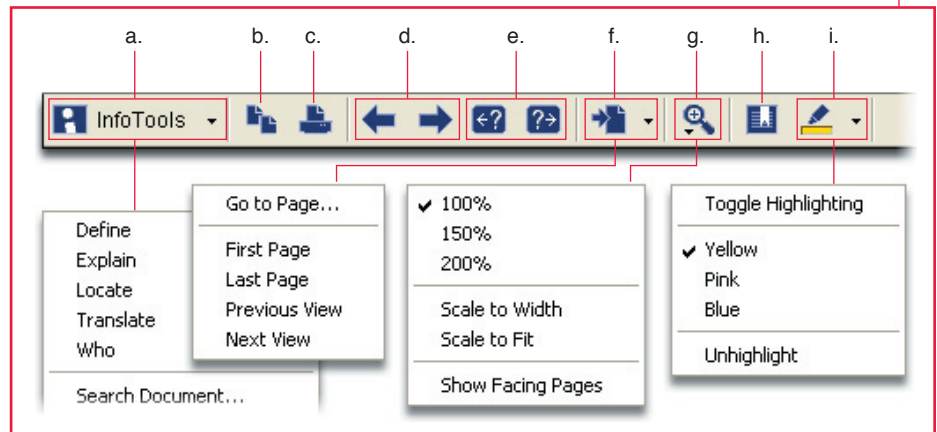


## The ebrary Interface and Toolbar



ebrary Reader toolbar:

- InfoTools menu
- Copy text with automatic bibliographic citation
- Print with automatic bibliographic citation
- Go to previous/next page
- Go to previous/next page containing search results
- Go to page number or viewed pages
- Zoom, scale or show facing pages
- Add/edit bookmarks
- Set highlighting and colors



See how the ebrary Reader works:

<http://www.ebrary.com/corp/demo/Reader.htm>

Check out InfoTools:

[http://www.ebrary.com/corp/demo/InfoTools\\_reader.htm](http://www.ebrary.com/corp/demo/InfoTools_reader.htm)